

# Technical service bulletin

## BIM Module Change Procedure


### Tools Needed

- Drill
- Riveting tool
- Phillips head screwdriver
- 30T Torx screwdriver or angle torx

### BIM Module Change Procedure

1. Disconnect ignition transformer by unplugging the ignition cables (Fig. 1, pos. A) and the power supply cable (Fig. 1, pos.B). Loosen two torx screws and remove transformer (Fig. 1, pos. C).

Figure 1



2. Disconnect grounding cable under cable cover of SAFE control (Fig. 2). Press both plastic clamps of SAFE control cover on backside of metal holding plate (Fig. 3) and pull complete SAFE control loose from holding plate (pay attention to wiring of control).

Figure 2




Figure 3



3. Unscrew screws No. 20 (installation & maintenance manual page 109) and remove holding plate together with the old BIM programming module (Fig. 4).

Figure 4




4. Drill out rivet which fixes BIM module to metal plate (Fig. 5).

Figure 5



- Remove old BIM module and insert new module. Secure BIM module with new rivet (included in shipment) and adequate riveting tool (Fig. 6).

Figure 6



- Reassemble holding plate (pay attention to the small bended fan support sheet (Fig. 7, pos. A) which should be located on the metallic fan motor mount (Fig. 8, pos. A; see also page 109). Fasten screws 20 (IM page 20; see also Fig. 9).

Figure 7




Figure 8






Figure 9



- Reassemble SAFe control by reconnecting the grounding cable (Fig. 2) and attaching the SAFe control over the new BIM module on the holding plate. SAFe cover Plastic latches (Fig. 10, pos. A) must snap into the holding plate mounts (Fig. 10, pos. B).

Figure 10



- Reinstall transformer and secure with two torx screws (Fig. 1, pos. C).
- Reconnect the ignition transformer by plugging in the connection / ignition cables (Fig. 1)

# Buderus

## Bosch Group

Bosch Thermotechnology Corp.  
50 Wentworth Ave  
Londonderry, NH 03053  
Tel: (603) 552-1100  
Fax: (603) 584-1681  
www.buderus.net