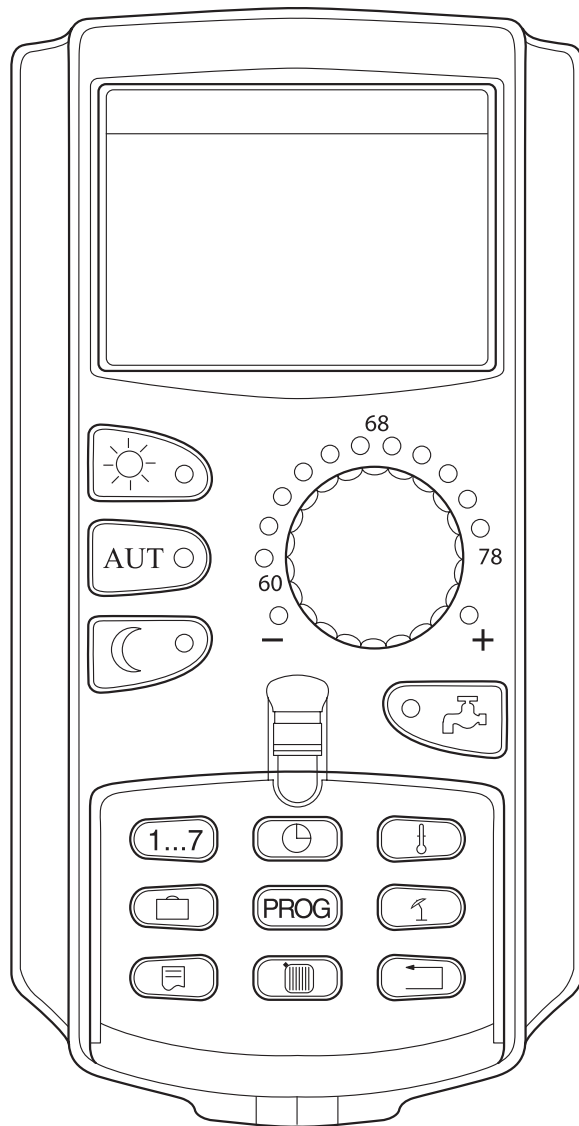


# Operating instructions

## Language selection on the MEC 2 programming unit



Buderus

You can select different display languages on the MEC 2 programming unit:


## On a brand-new MEC 2 programming unit


The language selection menu appears on initial start-up of a brand-new MEC 2 programming unit.


Proceed as follows:

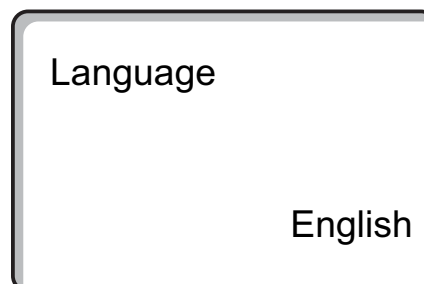
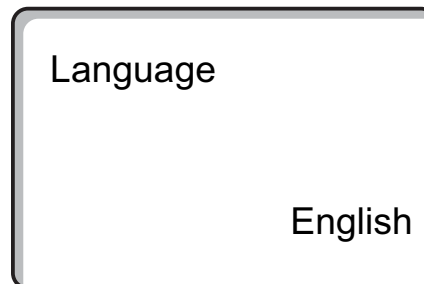
- Insert MEC 2 programming unit in the control.
- Switch on control.

The "Language English" display appears.

- Open the cover.
- Press and hold the  button.

 Turn dial until the desired language appears on the display.

- Release the  button.




## On a MEC 2 programming unit used before


To change the language on a MEC 2 programming unit that has already been used.


Proceed as follows:

- Open the cover.
- Press and release the following buttons simultaneously:




- Press and hold the  button.

 Turn dial until the desired language appears in the display.

- Release the  button.

All messages on the display are displayed in the desired language.

- Press the  button to return to the standard display.

